



VNESHECONOMBANK

STATE CORPORATION
«BANK FOR DEVELOPMENT AND FOREIGN
ECONOMIC AFFAIRS (VNESHECONOMBANK)»



INVESTOR PRESENTATION

October 2014



DISCLAIMER

NO REPRESENTATION, WARRANTY OR UNDERTAKING, EXPRESS OR IMPLIED, IS MADE AS TO, AND NO RELIANCE SHOULD BE PLACED ON, THE FAIRNESS, ACCURACY, COMPLETENESS OR CORRECTNESS OF THE INFORMATION OR THE OPINIONS CONTAINED HEREIN. THIS PRESENTATION IS NOT TO BE RELIED UPON IN ANY MANNER AS LEGAL, TAX OR ANY OTHER ADVICE AND SHALL NOT BE USED IN SUBSTITUTION FOR THE EXERCISE OF INDEPENDENT JUDGMENT AND EACH PERSON MADE AWARE OF THE INFORMATION SET-FORTH HEREOF SHALL BE RESPONSIBLE FOR CONDUCTING ITS OWN INVESTIGATION AND ANALYSIS OF THE INFORMATION CONTAINED HEREIN. EXCEPT WHERE OTHERWISE INDICATED, THE INFORMATION PROVIDED IN THIS PRESENTATION IS BASED ON MATTERS AS THEY EXIST AS OF THE DATE STATED OR, IF NO DATE IS STATED, AS OF THE DATE OF PREPARATION AND NOT AS OF ANY FUTURE DATE, AND THE INFORMATION AND OPINIONS CONTAINED HEREIN ARE SUBJECT TO CHANGE WITHOUT NOTICE. NONE OF THE STATE CORPORATION BANK FOR DEVELOPMENT AND FOREIGN ECONOMIC AFFAIRS (VNESHECONOMBANK) ("VEB") NOR ANY OF ITS SUBSIDIARIES ACCEPTS ANY OBLIGATION TO UPDATE OR OTHERWISE REVISE ANY SUCH INFORMATION TO REFLECT INFORMATION THAT SUBSEQUENTLY BECOMES AVAILABLE OR CIRCUMSTANCES EXISTING OR CHANGES OCCURRING AFTER THE DATE HEREOF. NONE OF VEB OR ANY OF ITS SUBSIDIARIES OR ANY OF THEIR RESPECTIVE DIRECTORS, OFFICERS, EMPLOYEES OR AGENTS SHALL HAVE ANY LIABILITY WHATSOEVER (IN NEGLIGENCE OR OTHERWISE) FOR ANY LOSS HOWSOEVER ARISING FROM ANY USE OF THIS PRESENTATION OR ITS CONTENTS OR OTHERWISE ARISING IN CONNECTION WITH THE PRESENTATION AND ANY AND ALL SUCH LIABILITY IS EXPRESSLY DISCLAIMED.

THE INFORMATION CONTAINED HEREIN MUST BE KEPT STRICTLY CONFIDENTIAL AND MAY NOT BE REPRODUCED OR REDISTRIBUTED IN ANY FORMAT WITHOUT THE EXPRESS WRITTEN APPROVAL OF VEB.

We have prepared this document solely for informational purposes. You should not definitively rely upon it or use it to form the definitive basis for any decision, contract, commitment or action whatsoever, with respect to any proposed transaction or otherwise. You and your directors, officers, employees, agents and affiliates must hold this document and any oral information provided in connection with this document in strict confidence and may not communicate, reproduce, distribute or disclose it to any other person, or refer to it publicly, in whole or in part at any time except with our prior written consent. If you are not the intended recipient of this document, please delete and destroy all copies immediately.



CONTENTS

- I Vnesheconombank profile
- II Overview of principal activities
- III Group overview
- IV Financial performance

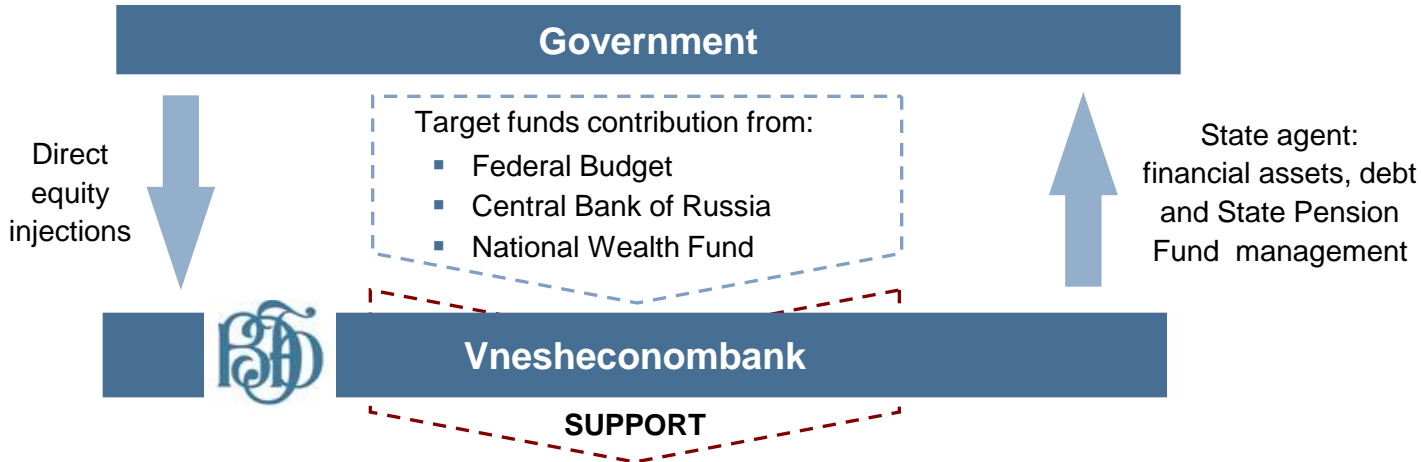


VNESHECONOMBANK AT A GLANCE

- ▶ **Strategic role for the Russian economy**
- ▶ **100% state-owned entity with a unique legal status under ad hoc federal law**
- ▶ **Supervisory Board represented by top government officials and chaired by Prime Minister**
- ▶ **Development vehicle with a mandate similar to KfW**
- ▶ **Direct equity contributions from the Federal Budget – proven track record of Government support**
- ▶ **Total Assets of the Group represent more than 5% of Russia's GDP**
- ▶ **International credit ratings on par with the Russian sovereign**



VNESHECONOMBANK ROLE IN THE RUSSIAN ECONOMY

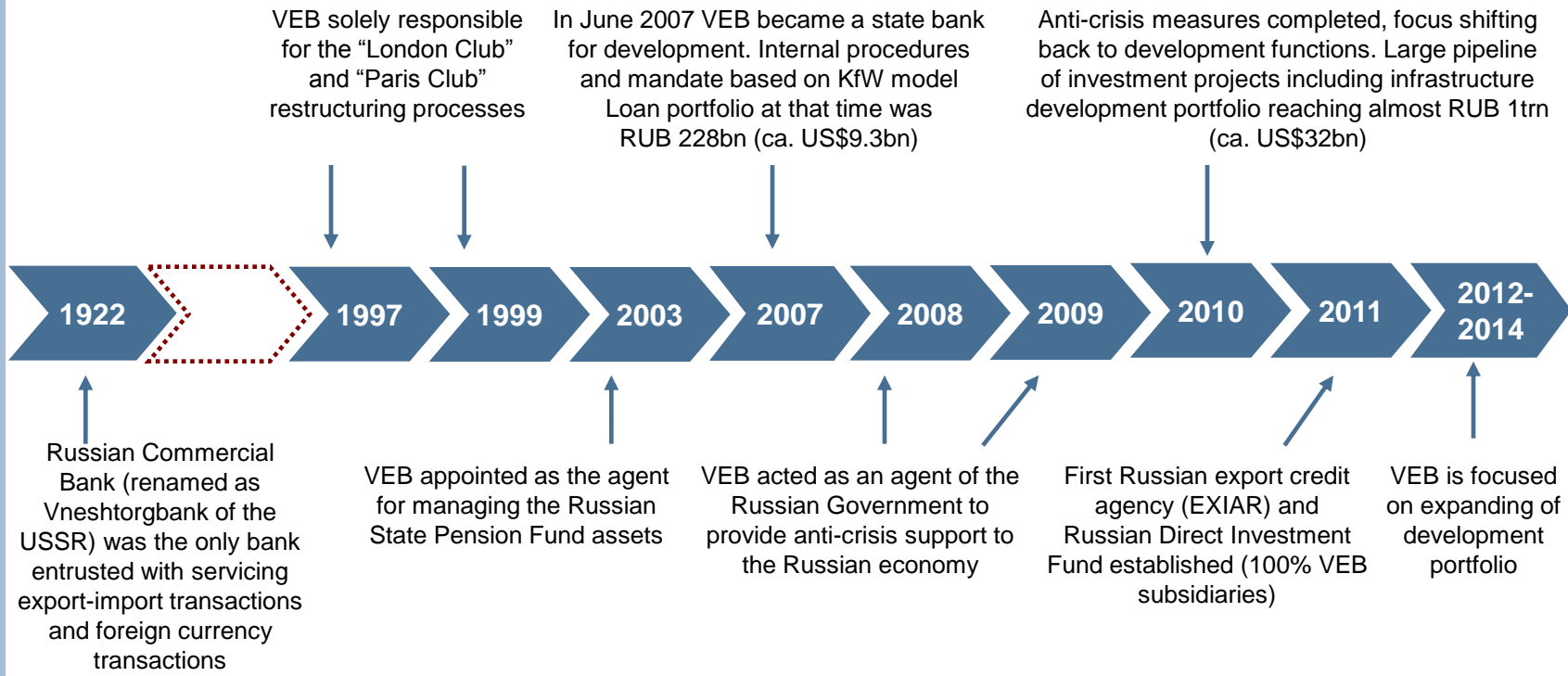


Russian economy

Financial System	Non-financial Sector	Public Service	Infrastructure
<ul style="list-style-type: none"> ▪ investment climate improvement ▪ support for the stock market ▪ foreign debt refinancing ▪ subordinated loans to financial institutions 	<ul style="list-style-type: none"> ▪ support of key investment projects of strategic importance ▪ support of industrial exports ▪ development of SMEs' innovative and industrial potential 	<ul style="list-style-type: none"> ▪ state trust management of pension savings ▪ support for mortgage lending market 	<ul style="list-style-type: none"> ▪ credit, investment and guarantee support for infrastructure projects ▪ regional development ▪ support for single-industry towns



TIME-PROVEN AGENT OF RUSSIAN STATE





RECENT DEVELOPMENTS: SHIFT TO GROWTH

2011	2012	2013	2014
<ul style="list-style-type: none"> ▪ VEB established Russian Direct Investment Fund (RDIF) with a target size of US\$10bn. The fund raises foreign investments in high-tech sectors of the Russian economy. ▪ Russian government rendered a subsidy in the amount of RUB 62.6 bn for initial capitalization of RDIF. ▪ VEB created Russia's Export Credit Insurance and Investment Agency (EXIAR) with a charter capital of ca. US\$1bn. ▪ Loan portfolio increased by 49% and reached RUB 1 392 bn as compared to 2010. ▪ Development portfolio¹ increased by 45% up to RUB 505.5bn. ▪ Export support comprised RUB 46.9bn. 	<ul style="list-style-type: none"> ▪ The government expanded major areas of VEB investment activities with regional development projects, amended with transport, special-purpose and power engineering. ▪ Russian government rendered a subsidy in the amount of RUB 62 bn for capitalization of RDIF and RUB 15 bn for investments in Far East and Baikal Region Development Fund. ▪ Loan portfolio increased by 21% and reached RUB 1 691 bn as compared to 2011. ▪ Development portfolio¹ increased by 42% up to RUB 720.2bn. ▪ Export support increased by 7% up to RUB 50.5 bn. 	<ul style="list-style-type: none"> ▪ VEB Asia Ltd registered in Hong Kong. The company will liaise with Hong Kong financial institutions and operate to encourage Asian investors to finance large-scale projects in Russia. ▪ According to government decree, VEB shall perform functions of state trust management company for pension savings until 01.01.2019. ▪ Loan portfolio² in 2013 increased by 26% and reached RUB 2 139 bn as compared to 2012. ▪ Development portfolio¹ for 2013 rose by 35% up to RUB 974.6bn. ▪ Export support for 2013 increased by 137% up to RUB 119.5 bn. 	<ul style="list-style-type: none"> ▪ 7% of the NWF (~RUB 220bn) are placed on VEB's deposits in September, 2014. ▪ As of July 01, 2014 Loan portfolio increased by 12% and reached RUB 2 388 bn as compared to 2013. ▪ As of July 01, 2014 Export support increased by 32% up to RUB 158 bn as compared to 2013.

Note: (1) according to Russian Accounting Standards on a standalone basis
 (2) according to consolidated Unaudited Interim Condensed Consolidated Financial Statements



SUPERVISORY BOARD



Dmitry Medvedev

Chairman of the Russian Government
Chairman of the Supervisory Board of Vnesheconombank



Igor Shuvalov

First Deputy Chairman of the Russian Government



Arkady Dvorkovich

Deputy Chairman of the Russian Government



Alexander Khloponin

Deputy Chairman of the Russian Government



Dmitry Kozak

Deputy Chairman of the Russian Government



Andrey Belousov

Presidential Aide



Anton Siluanov

Finance Minister of the Russian Federation



Alexei Ulyukayev

Minister of Economic Development of the Russian Federation




Vladimir Dmitriev

Vnesheconombank Chairman



PEER ANALYSIS¹

	 VNESHECONOMBANK	China Development Bank	KfW Bankengruppe	BNDES	Development Bank of Japan	Korea Development Bank
Country	Russia	China	Germany	Brazil	Japan	Korea
Founded	1922	1994	1948	1952	1951	1954
Ratings	Baa1/BBB/BBB	Aa3/AA-/A+	Aaa/AAA/AAA	Baa1/BBB-/BBB	Aa3/A+	A1/A/A+
Ownership	100% State Owned	100% State Owned	80% Fed. Gov. 20% Fed. States	100% Federal Republic	100% Government Owned	100% Government Owned
State support	Implicit Support	Implicit Support	Guarantee All Obligations	Implicit Support	Guarantee Some Obligations ¹	Guarantee Some Obligations ²
Supervision	Government	State Council	Ministry of Finance	Ministry of Economic Development	Ministry of Finance	Financial Services Commission

Note: (1) In addition to implicit State support some bonds are issued with explicit Government guarantee
 (2) Source: Bloomberg



- I Vnesheconombank profile
- II Overview of principal activities
- III Group overview
- IV Financial performance



VEB IS A DRIVING FORCE TO ENSURE ECONOMIC DEVELOPMENT & PRIVATE INVESTMENTS IN RUSSIA

Investments and Development

- **Lending** to top priority industries which are of strategic importance in Russia
- Support for national **infrastructure projects**
- **Subordinated loans** to Russian banks
- **SME support program**¹
- **Attracting direct investments** via co-investment mechanisms through equity funds²

Export Support

- **Export credit finance, insurance and guarantees** (heavy machinery, high tech, equipment, etc)
- **Co-operation agreements** with all major export credit agencies and export-import banks
- **First Russian ECA established** – VEB subsidiary with RUB 30bn in charter capital. All liabilities of the company guaranteed by the State

Agent of the State

- **Government debt management**
- **Government financial asset management**
- **Pension fund management** with dominant market share in Russia
- **Support of the Russian economy** during 2008-2009

Note (1) e.g. VEB and KfW signed a memorandum of understanding regarding the establishment of an International SME Finance Fund and agreed on long-term financing support the development of SME innovation businesses in Russia
(2) e.g. VEB contributed US\$250mm together with IFC (US\$250mm) and the Russian Government (US\$50mm) to the capital of the Russian Bank Capitalization Fund, an investment fund focused on investments in Russian banks.

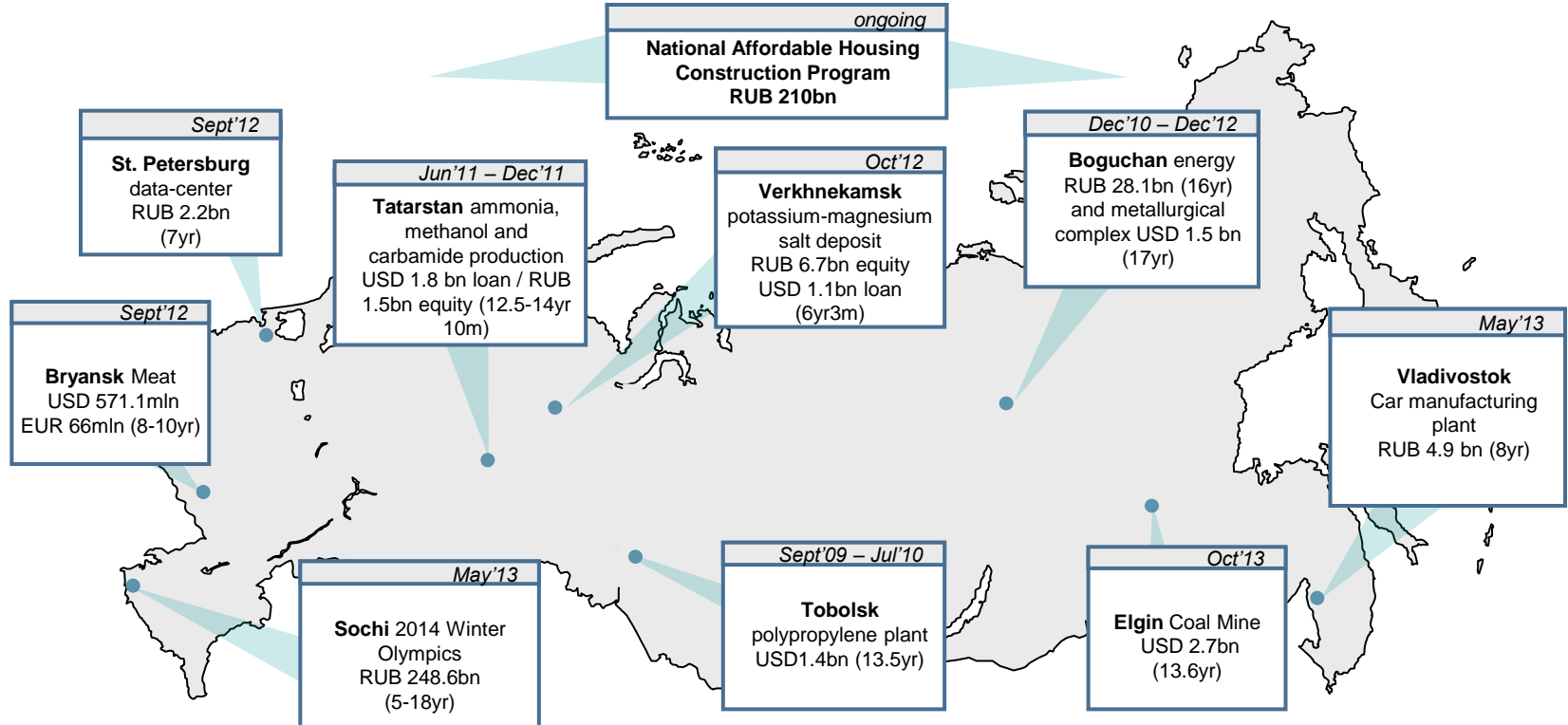


SELECTED RECENT PROJECTS AND PIPELINE

Pipeline currently under review : c.a. RUB 1.0 trl

Pipeline already approved: c.a. RUB 2.5 trl

Tenor range for the projects: 6-19 years





VEB PROVIDES FULL-SERVICE EXPORT SUPPORT

- VEB's export finance portfolio as at 30 June 2014 approximated to **USD 4,7bn**.
- From 2007 to August 2014, within the framework of guarantee support for Russian exporters, VEB issued about **USD 7,8bn** worth of guarantees in favour of foreign consumers of Russian hi-tech products





- I Vnesheconombank profile
- II Overview of principal activities
- III Group overview
- IV Financial performance



KEY SUBSIDIARIES¹



VNESHECONOMBANK

Core Russian subsidiaries

RUSSIAN DIRECT INVESTMENT FUND 100%	EXIAR 100%	EXIMBANK OF RUSSIA 100%
Russian Direct Investment Fund (RDIF) <i>(Russia)</i> 0.9% of Total Assets	Russian Agency for Export Credit and Investment Insurance <i>(Russia)</i> 0.1% of Total Assets	Roseximbank <i>(Russia)</i> 0.2% of Total Assets

Banks bailed out by VEB during crisis

Sviaz Bank 99.47%	BANK GLOBEX 99.99%
Sviaz-Bank <i>(Russia)</i> 6.5% of Total Assets	GLOBEXBANK <i>(Russia)</i> 6.7% of Total Assets

Representation in CIS countries

VEB CAPITAL 100%	VEBLEASING 98.96%	SME BANK 100%	PROMINVESTBANK 98.6%	BelVEB 97.52%
VEB Capital <i>(Russia)</i> 0.7% of Total Assets	VEB-Leasing <i>(Russia)</i> 8.0% of Total Assets	Russian bank for Small and Medium Enterprise Support <i>(Russia)</i> 2.6% of Total Assets	Prominvestbank <i>(Ukraine)</i> 4.8% of Total Assets	Bank BelVEB <i>(Belarus)</i> 2.4% of Total Assets

Note: (1) Assets split and percentage of ownership provided based on IFRS accounts as at June 30, 2014 after intergroup eliminations



VEB IS THE SOLE SHAREHOLDER IN EXIAR

In October 2011 VEB registered Russia's Export Credit Insurance and Investment Agency (EXIAR) with a charter capital of ca. US\$1bn



- **Export financing** for major projects in key economic sectors
- **Government agent** for management of state financial support and guarantees for export



- **Insurance of export credits** against commercial and political risks
 - ✓ Support of Russian technology and equipment export
 - ✓ Provide access to financing
 - ✓ Increase exports to new markets
 - ✓ Support for private banks for financing of Russian exporters

Recent highlights:

- EXIAR has signed cooperation agreements with the leading ECAs and financial institutions including GARANT, SINOSURE, IIB, Atradius, EULER HERMES and COFACE.
- In December 2012, CBR amended its rules on potential loss provisioning to grant more favorable regime to guarantees issued by VEB and / or EXIAR – as a result the required provisions on the loans secured by such guarantees were reduced
- US\$10bn guarantee issued by VEB in 2012 to secure fulfillment of EXIAR's obligations under its insurance business – backed by state guarantee of the Russian Federation



RUSSIAN DIRECT INVESTMENT FUND (RDIF)

Key Highlights

- **VEB holds 100% share** in Management Company RDIF
- **USD 6bn in medium term** is expected to be contributed to the RDIF by the Russian Federation; USD 4bn already provided
- The purpose is to attract up to **USD 50bn of direct investments** to key sectors of the Russian economy through the co-investment mechanism
- **A significant interest in cooperation with RDIF** was expressed by leading sovereign funds, PE funds, pension and insurance companies, direct investment funds

Fund Management System

- **Investment committee** considers and approves investment decisions
- **Supervisory board** is represented by senior government officials. Its role is to develop fund's investment strategy and approve large transactions
- Direct management of the fund is carried out by the **CEO and the management board**

Recent Initiatives

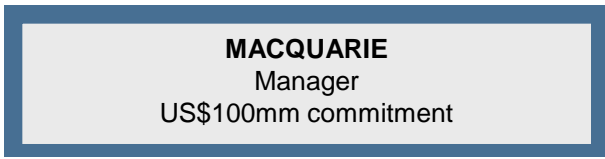
- RDIF and **Abu Dhabi Department of Finance** launched US\$5 bn partnership fund focused on Russian infrastructure projects.
- US\$1bn committed to US\$2 bn joint venture, created with **Mubadala Development Company**.
- RDIF and **Fondo Strategico Italiano** launched € 1bn Russian-Italian investment platform.
- US\$1bn committed to **Russia-China Investment Fund** (target size US\$3-4bn, US\$1bn to be injected by CIC; US\$1-2bn - by 3rd party investors)
- RDIF invests in the **Moscow Exchange IPO** and attracts leading international co-investors from the US and China
- RDIF and Caisse des Depots International launched € 1bn **Russian-French Investment Platform**



VEB IS THE CORNERSTONE INVESTOR IN MRIF

Macquarie Russian & CIS Infrastructure Fund (MRIF) investor commitments of US\$630mm

- The investment objective is to make equity and equity-related investments in a diversified portfolio of infrastructure assets located in the Russian Federation and other CIS countries.
- Target assets include, but not limited to roads, airports, ports, electricity and gas transmission and distribution networks, heating networks communication infrastructure, rail networks, water and sewerage utilities and social infrastructure.



Macquarie Russian & CIS Infrastructure Fund



VNESHECONOMBANK Cornerstone Investor US\$200mm commitment	EBRD US\$100mm commitment	IFC US\$100mm commitment	EDB US\$100mm commitment	KAZYNA CAPITAL MANAGEMENT US\$30mm commitment ¹
--	-------------------------------------	------------------------------------	------------------------------------	--

Note: (1) To be increased to US\$50mm when fund reaches US\$750mm



RUSSIAN BANK CAPITALIZATION FUND

Russian Bank Capitalization Fund (RBCF) was set up as a joint initiative of VEB, IFC and Russian Ministry of Finance

- The Fund was established as a mechanism for support of Russian regional banks – leaders of real sector lending viewed as accelerators of banking system growth and consolidation.
- Investment priority is given to universal banks with loan portfolios amounting to 50-70% of the bank's total assets, with significant regional network and operating in SME sector lending. The banks whose main activities consist of financial market transactions are not eligible for the Fund's investment program.

IFC Asset Management Company, LLC
 (Wholly owned subsidiary of IFC)
 Manager

Russian Bank Capitalization Fund'

VNESHECONOMBANK US\$250mm commitment	IFC US\$250mm commitment	RUSSIAN MINISTRY OF FINANCE US\$50mm commitment
--	------------------------------------	---

Russian Bank Capitalization Fund was registered on 12 June 2012

In 2012 the Fund invested into capital of two Russian Banks: Moscow Credit Bank and Orient Express Bank – in the amount of USD 78 mn.

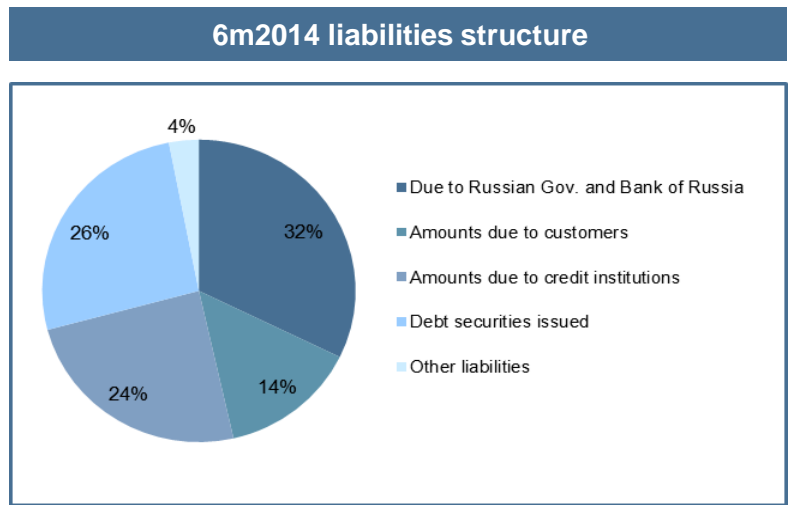

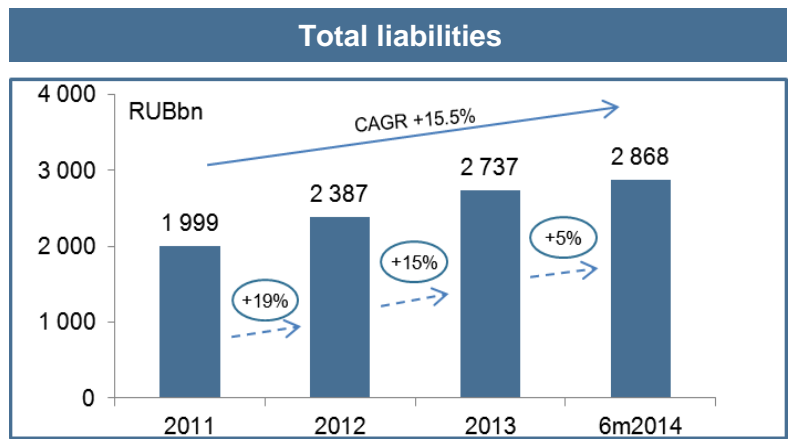
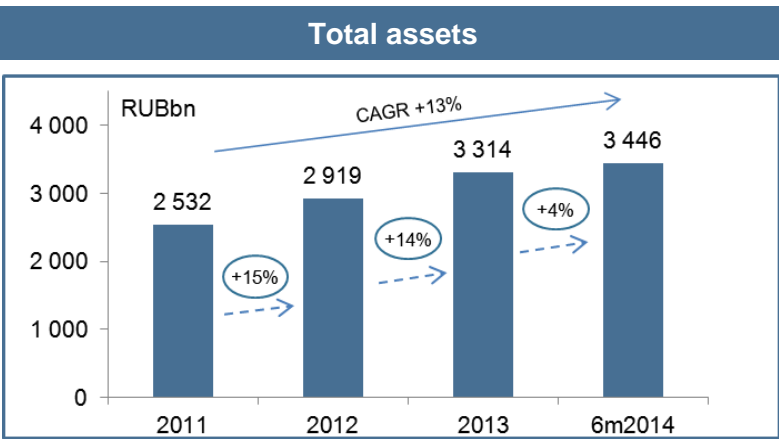
Note: (1) The Fund's target size is set at USD 1.5bn. Currently the Fund has USD 275mn (USD125mn each contributed by Vnesheconombank and IFC, and the Finance Ministry contributed another US\$25mm)



- I Vnesheconombank profile
- II Overview of principal activities
- III Group overview
- IV Financial performance**



ASSETS AND LIABILITIES DYNAMICS

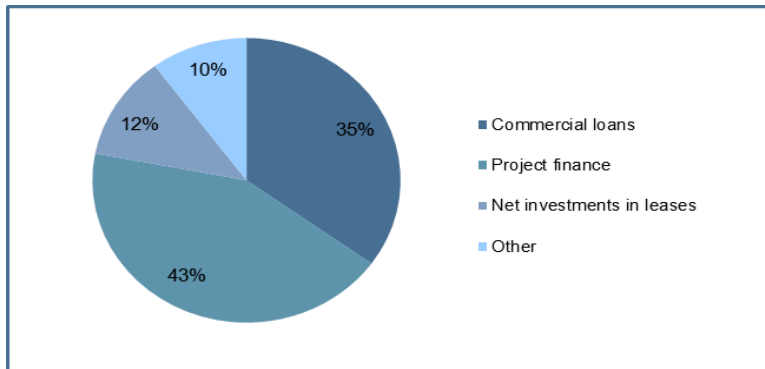


Source: Audited IFRS accounts as of 31 December year-end 2011 – 2013 and 30 June 2014.

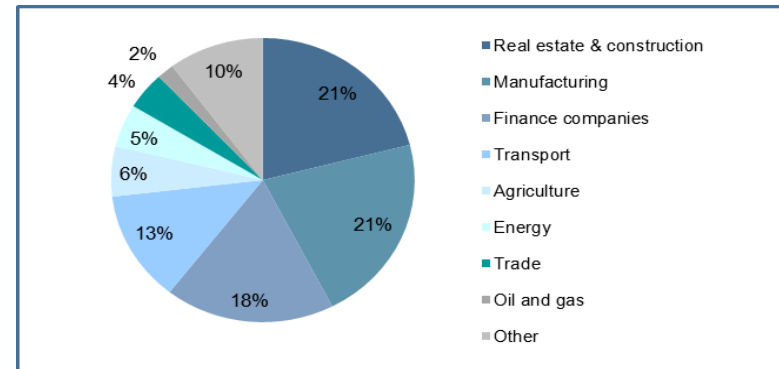


LOAN PORTFOLIO ANALYSIS

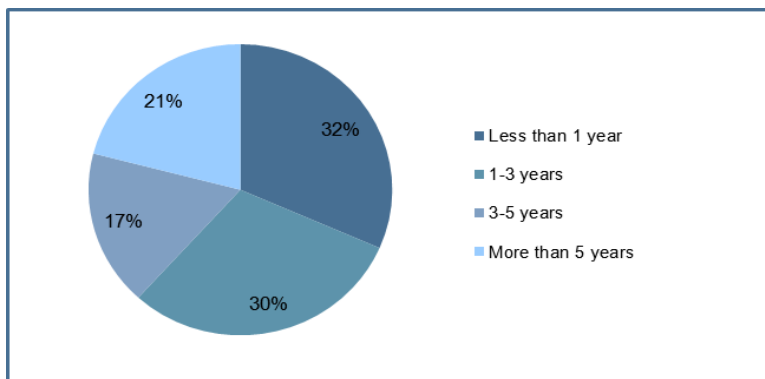
Loan portfolio composition



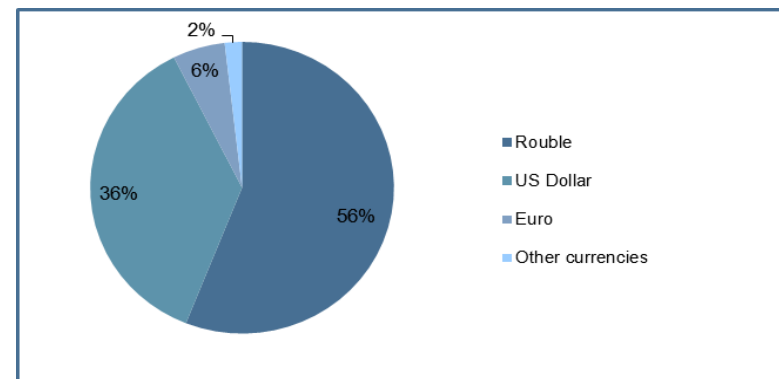
Diversification by industry



Loan portfolio maturity profile¹



Currency breakdown

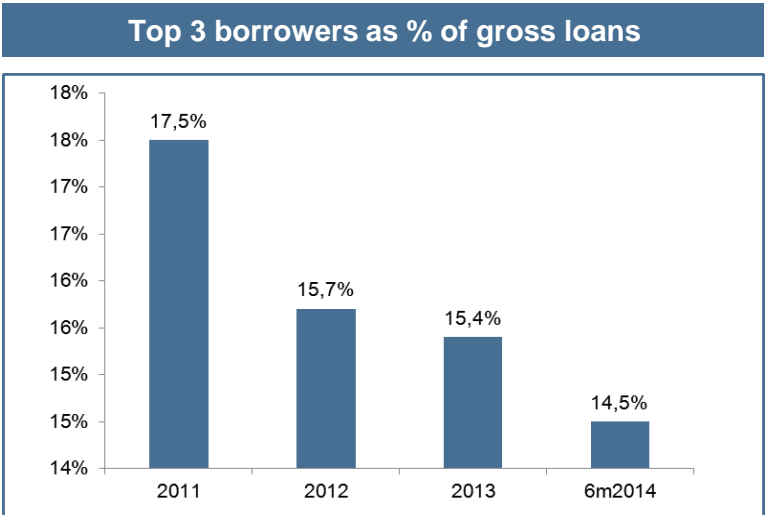
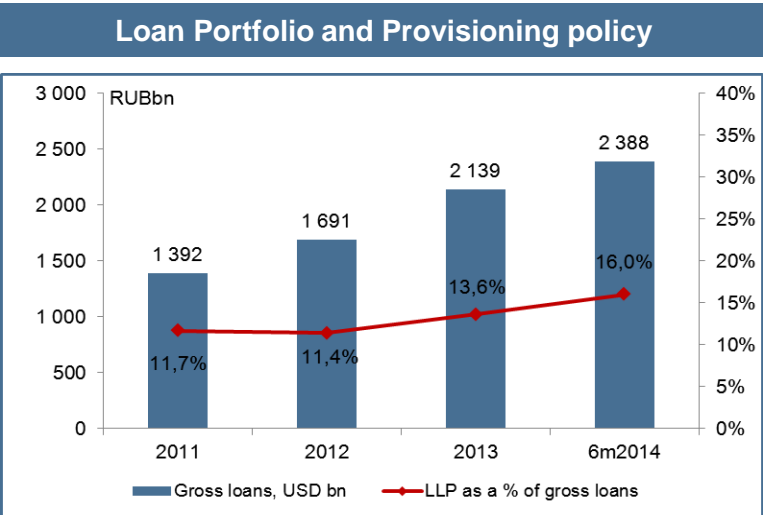


Source: Reviewed IFRS accounts as of June 30, 2014;
Note: (1) Loan portfolio after impairment allowance.



LOAN QUALITY AND CONCENTRATION

- Core business portfolio of VEB is well diversified.
- The growth in VEB's loan portfolio in 2011-2014 was primarily a result of VEB's continued focus on its core development bank activities and the related provision of significant financing for a number large scale infrastructure and investment projects, as well as VEB's strategic investments in Russian banks and corporates.
- Borrower concentration has been gradually falling over time since its peak of 43% at 2008-2009, which happened due to support measures during crisis.
- VEB historically adheres to a strong provisioning policy and high coverage ratio. Current loan loss provisions fully cover non-performing loans (119% as of 30 June 2014).

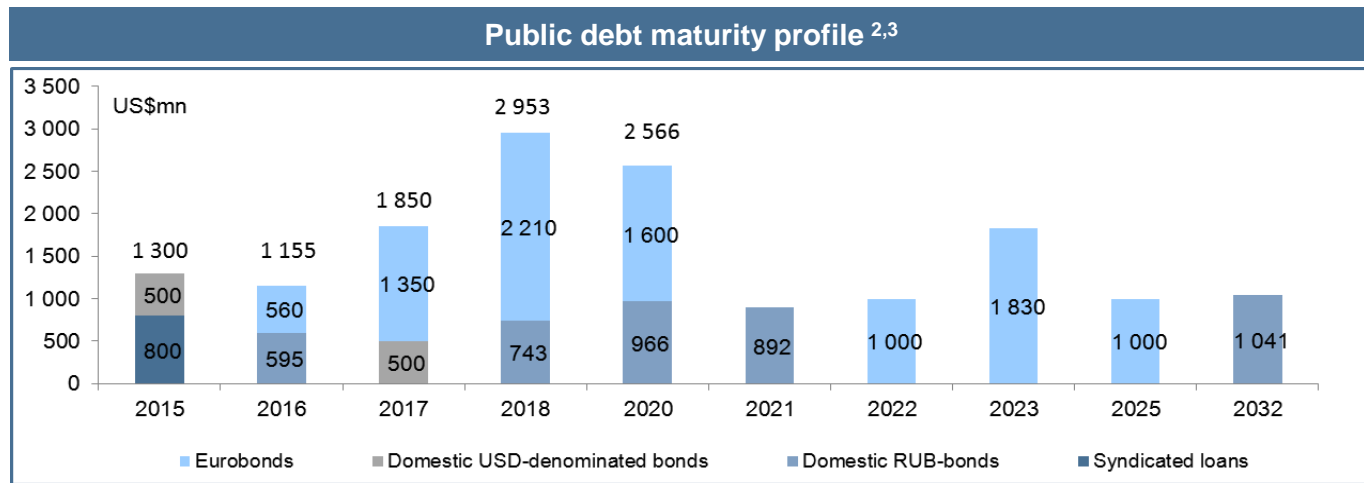



Source: Audited IFRS accounts as of 30 June 2014 and years-end 2011 – 2013.



FUNDING STRATEGY – DEBT CAPITAL MARKETS

- VEB's Debt Capital Markets objectives:
 - ✓ Enhance profile in the international capital markets and reach out to new investors globally whilst maintaining conservative leverage policy
- VEB continues the diversification of the funding structure:
 - ✓ VEB's funding strategy is based on debt issuance in the international and local capital markets, attracting bilateral and syndicated loan facilities whilst maintaining conservative leverage policy
 - ✓ The share of debt securities is 27,5%^{1,2} of total financing
- In June 2014, the Bank placed non-convertible interest-bearing documentary bonds, Series 35, with a nominal value of RUB 212,636 million, to the Central Bank of the Russian Federation. The bonds mature in June 2021. These bonds are not subject to an put-option.

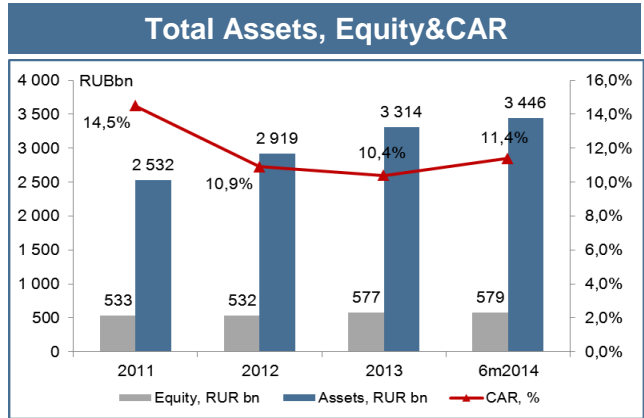


Note: (1) Calculated as a share of debt securities issued in total liabilities as of June 30, 2014
 (2) RUB, EUR and CHF amounts converted into US\$ at official CBR exchange rates as of 30 June 2014
 (3) Only VEB excluding public debt of its subsidiaries

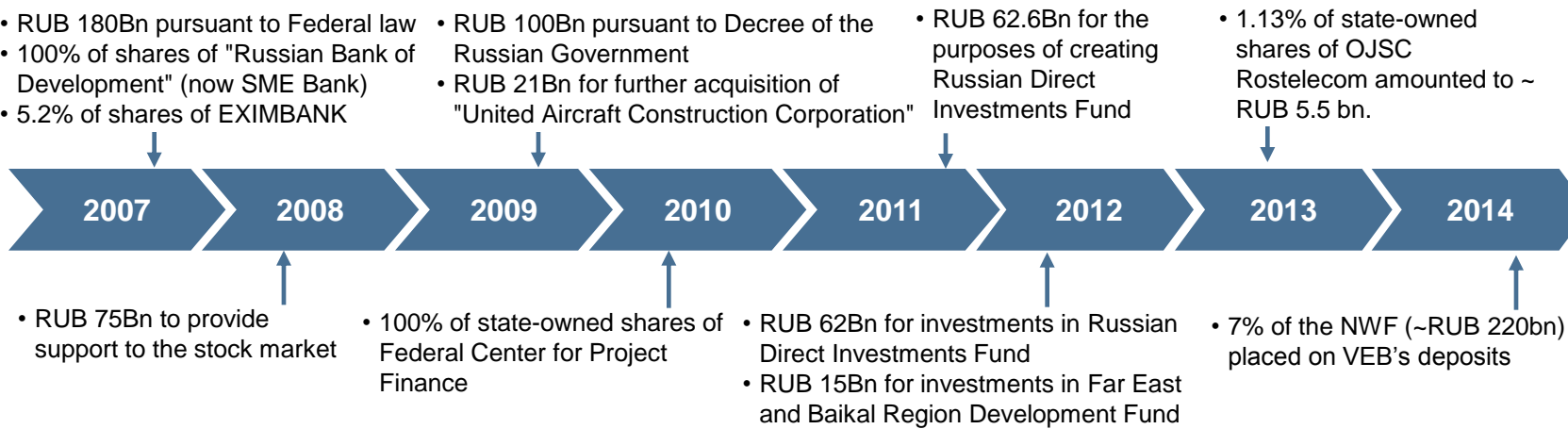


EQUITY CAPITAL

- VEB's equity base grew significantly over past 6 years (grew by 2.6 times since creation in 2007).
- VEB historically maintains very high quality of its Capital:
 - ✓ Sufficient capitalization: CAR (N1) at 11,4% (minimum of 10% set by Supervisory Board)
- The main sources of Capital:
 - ✓ Comprehensive income for the year (non-taxable due to VEB's status of non-commercial organization)
 - ✓ Direct contributions from the Government



History of Government contributions to Capital



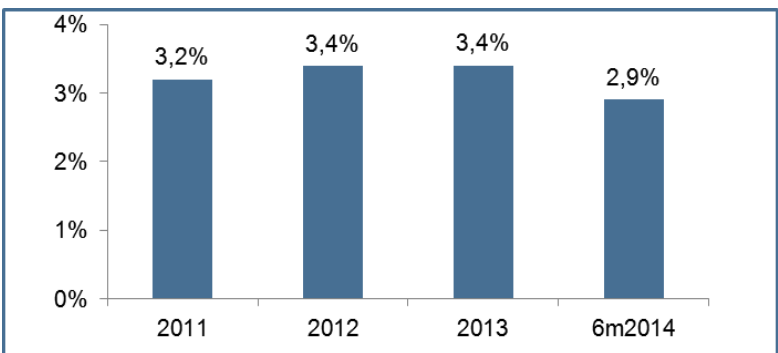
Source: Audited IFRS accounts as of 31 December year-end 2011 – 2012, reviewed IFRS accounts as of 30 September 2013 and 30 June 2014
 Official CBR RUB/US\$ exchange rates as of respective year/quarter end date were used



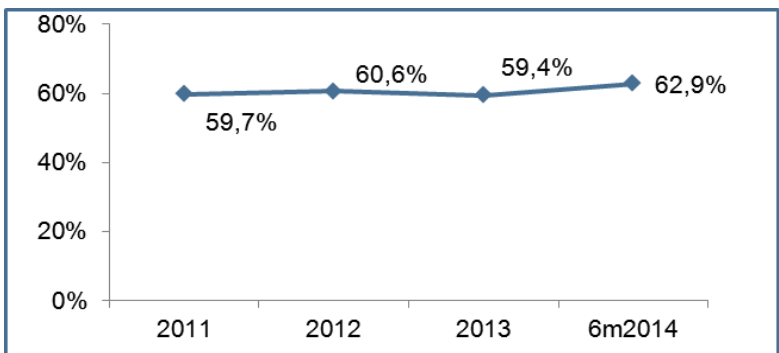
PROFITABILITY

- Profitability is not a goal for VEB due to its non-commercial status.
- VEB strives to facilitate economic growth and development activity in Russia on commercially viable terms.
- Controlled by the Russian Government, VEB does not make obligatory reserves with the CBR and is not obliged to comply with usual financial ratios, however reports them for informational purposes.
- VEB is not subject to income tax in Russia.

Net interest margin¹



Cost/Income Ratio



Source: Audited IFRS accounts as of 31 December year-end 2010 – 2013 and 30 June 2014
 Note: (1) Net interest income before provision for impairment of interest-earning assets divided by average interest-earning assets
 (2) Total interest expenses divided by total interest income



VEB CONTRIBUTES TO RUSSIA'S IMPROVING FUNDAMENTALS

Russia is in Top 3 FDI recipients

- **Foreign direct investment** in Russia increased by 83% and reached US\$ 94 bn in 2013 as compared to 2012.

Substantial GDP per capita increase

- Since 2000 **GDP per capita** increased 8x times and reached US\$ 15 177. Income growth was accompanied by flat CPI – 6,4% on average for the past three years.

Significant growth in international reserves

- **International reserves** increased 17x times and reached RUB 510 bn in 2013 as compared to 2000.

Reduction of Russian Gov't debt

- General **government debt** has reduced from 52% of GDP in 2000 to 18% in 2013. As of August 01, 2014 it amounts to 10,8% of GDP 2014 forecast.

Stable real GDP growth

- Despite dramatic 7.8% GDP drop in 2009, Russia managed to maintain stable economy growth - **average real GDP** growth since 2000 equals to 4.9% YoY.

Improving results in business rankings

- At the beginning of 2014 Russia entered **Bloomberg's 50 best countries for doing business**.
- In 2013 the country rose 20 points up in a **World Bank's Doing Business** rating and showed the best dynamics among BRICS countries.



Thank you !

**9, Akademik Sakharov ave.,
Moscow, Russia**

tel.: +7 (495) 721 18 63

fax: +7 (499) 975-2143

www.veb.ru